

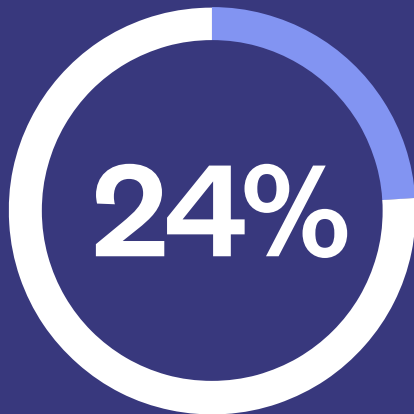
New Americans in Dallas

A Snapshot of the Demographic and Economic Contributions of Immigrants in the City¹



State & Local

POPULATION GROWTH



Immigrant share of the population, 2016

Between 2011 and 2016, the population in the city grew 4.2%.

The immigrant population increased 7.2%.

Total population
1,268,905 → 1,321,656



Immigrant population
296,520 → 317,756



Growth in the foreign-born population accounted for



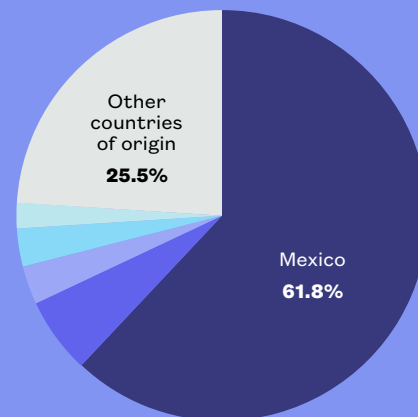
40.3%
of overall population growth during that period.

Number of immigrants living in Dallas in 2016:

317,756

Top five countries of origin for immigrants living in the city:

- 1 Mexico61.8%
- 2 El Salvador 5.6%
- 3 Honduras 2.8%
- 4 India2.7%
- 5 Ethiopia.....1.6%



SPENDING POWER & TAX CONTRIBUTIONS

Given their income, immigrants contributed significantly to state and local taxes, including property, sales, and excise taxes levied by state or municipal governments.

Amount earned by immigrant households in 2016:

\$7.9B

\$1.9B went to federal taxes.²

\$591.1M went to state and local taxes.³

Leaving them with

\$5.4B

in spending power.⁴

Immigrants also support federal social programs.

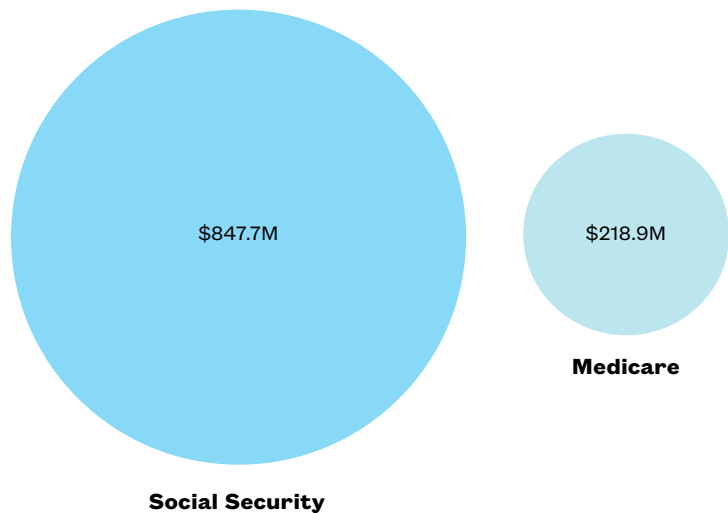
In 2016, they contributed

\$847.7M

to Social Security and

\$218.9M

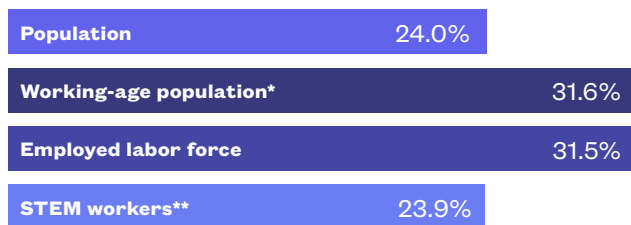
to Medicare.



LABOR FORCE GROWTH

Although the foreign-born made up **24%** of the city's overall population, they represented **31.6%** of its working-age population, **31.5%** of its employed labor force, and **23.9%** of its STEM workers in 2016.

Immigrant shares of the...



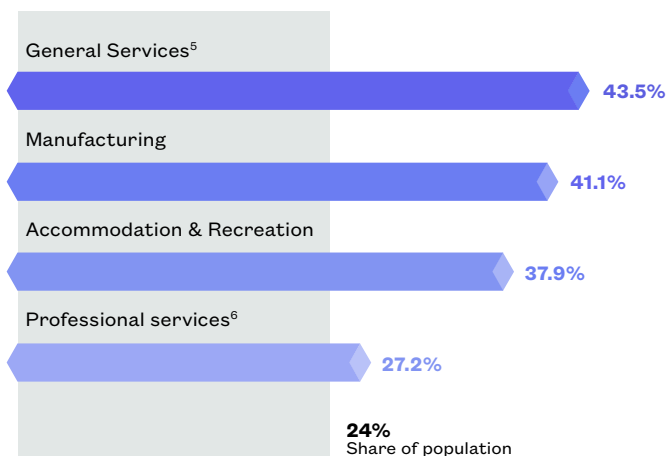
* Working-age refers to people ages 16-64 years old.

** STEM refers to Science, Technology, Engineering, and Math fields.

Immigrants play a critical role in several **key industries** in the city. This includes:



Share of workers in the industry who were foreign-born in 2016



SPOTLIGHT ON

Walter Nguyen

ED, Mosaic Family Services

In 1982, at age 31, Walter Nguyen made his fifth and final attempt to escape Vietnam. Prior attempts had landed him in jail, but he did not have a choice. Food was scarce, and because he had worked as a press officer for U.S.-backed South Vietnamese forces, the communist government had a target on his back. "I was constantly being spied on," says Nguyen. "So I looked for a way to escape, and find freedom, and rebuild my life."

America gave him that opportunity. In Wisconsin, where he first settled, Nguyen became a bilingual social worker and earned a master's degree in social work. He later received a PhD, as well as a distinguished alumni award, from the University of Texas at Arlington.

Nguyen had moved to Texas in 1989 to be close to his fiancé and brother. He got a job as a program manager at the East Dallas Counseling Center, and in 1993 was promoted to executive director. During his tenure, he launched an ambitious expansion in which he started a refugee health and emergency services program; added a 30-bed shelter for domestic violence victims; formed an anti-human trafficking initiative; and created a counseling department and a legal unit to guide people through family and immigration court. Today, the organization is called Mosaic Family Services and serves over 15,000 north Texans, a quarter of whom were born in the United States.

"I consider what I do social entrepreneurship," he says. "I apply a business model toward social services, promoting results, effectiveness, and efficiency. But our bottom line is people, not money."

Nguyen attributes the organization's success to his background as a refugee. "Services are most effective when the provider understands the culture and the language of the client," he says. "They instantly gain trust if they know you've shared their experience." His background as a refugee also taught him perseverance. "If you can overcome the initial adjustment and lack of resources to obtain an education—that's powerful. The American dream is always there," he says. "As long as you work hard and are helpful to others."

LABOR FORCE GROWTH CONT.

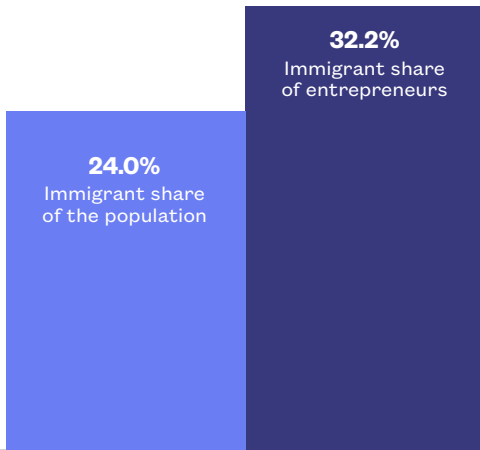
Because of the role immigrants play in the workforce helping companies keep jobs on U.S. soil, we estimate that, by 2016, immigrants living in the city had helped create or preserve...

14,617 local manufacturing jobs

that would have otherwise vanished or moved elsewhere.⁷

ENTREPRENEURSHIP

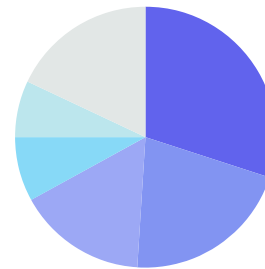
Despite making up **24%** of the overall population, immigrants represented **32.2%** of the entrepreneurs in Dallas in 2016.



About **20,405** immigrants worked for their own businesses in 2016, generating **\$495.9M** in business income.

Immigrant **entrepreneurs** tended to concentrate in these industries in 2016:

- 1 Construction Workers 29.7%
- 2 General services⁸ 21.1%
- 3 Professional services⁹ 15.9%
- 4 Transportation 7.7%
- 5 Retail Trade 6.7%
- 6 Other 18.9%



Dallas Businesses, 2012	Sales Revenue, 2012	Number of Paid Employees, 2012 ¹⁰
African American-owned	\$1.3B	7,928
Asian-owned	\$5B	27,050
Hispanic-owned	\$3.5B	20,278

SPOTLIGHT ON

Alex Medrano

Financial Planning Advisor

Alex Medrano was 11 years old when his mother brought him to the United States from Mexico in search of a better education, an opportunity Medrano fast took advantage of. By his sophomore year of high school, he was taking college classes, and by graduation he had 62 hours of college credit and was tutoring peers in algebra and trigonometry. His mother, who had fled a violent husband, single-handedly supported her two children by cleaning houses.

Medrano’s goal was to become an electrical engineer. He enrolled at the University of Texas at Arlington after high school, but had to drop out due to financial barriers. To help fund college and support his family, Medrano began working as a teller at Wells Fargo. As he advanced—he became a personal banker after just eight months—he developed a new focus: helping people in the community improve their financial situation.

“One of my biggest passions is helping people who don’t realize they can do so much with their lives, to buy a house or build credit,” Medrano says. “I love getting them through the process. It’s amazing how much you can change a life.”

Medrano—who has since re-enrolled in school—now advises small businesses and entrepreneurs on launching their projects. He also volunteers financial planning advice to members of the Hispanic Contractor’s Association and the Dallas Chamber of Commerce.

“Since 2014, I’ve been creating a little bit of a career,” he says. Medrano is now leaning toward more community-oriented work. “I volunteer at a food pantry and attend city council meetings to share updates with my customers. I would love to work for a nonprofit and educate people in need about their finances.”

Unfortunately, Medrano’s ability to continue offering his financial services could be at risk. Medrano is one of more than 226,000 Texans who have Deferred Action for Childhood Arrivals (DACA), a program that provides qualifying undocumented immigrants brought here as children with temporary legal status but that is slated to end in March 2018.

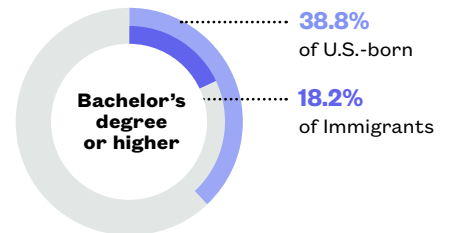
“We want to develop ourselves here and make this country better,” Medrano says. “If we lose that opportunity, there’s a lot of potential lost.”

The American dream is always there,” he says. “As long as you work hard and are helpful to others.”

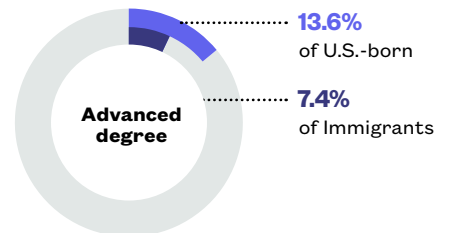
EDUCATION

Immigrants are less likely to have a bachelor’s degree or higher.

Share of population over age 25 with a **bachelors degree or higher**:



Share of population over age 25 with an **advanced degree**:



3,179

students who were enrolled in Dallas colleges and universities during the fall of 2015 were temporary residents.¹¹ International students supported...

1,962

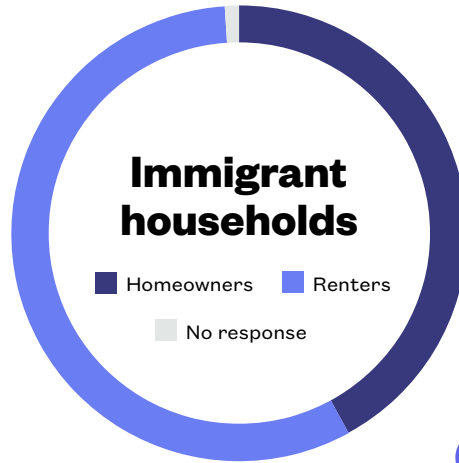
local jobs and spent...

\$150.3M

in the 2016-2017 academic year.¹²

HOUSING WEALTH

In 2016,
42.2%
of immigrants in
Dallas owned
their own homes,
compared with
57.2%
who rented.



The total property
value of immigrant
households was
\$11.2B.

Their total
annual rent was
\$734.1M.

43.6% of the U.S.-born owned their own homes.

NATURALIZATION

26.8%
Naturalized

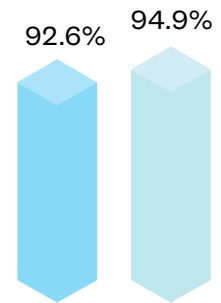
Share of immigrants in Dallas who were
naturalized citizens in 2016.
This constituted **85,098** people.

20.3%
Potentially eligible

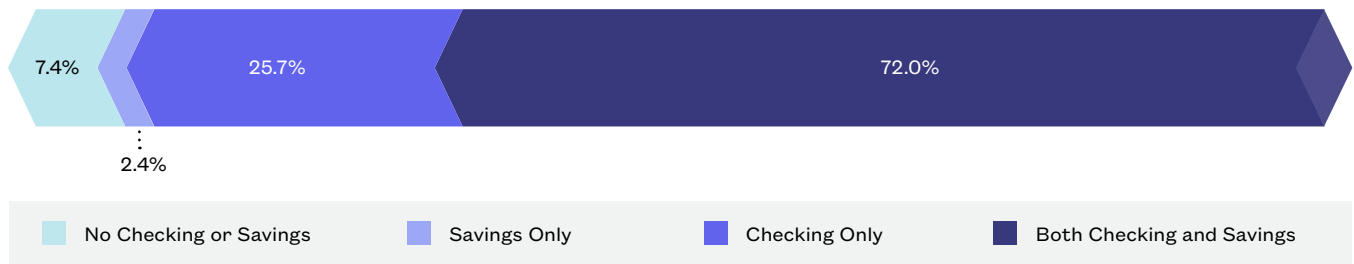
Share among those who were not citizens but
potentially eligible for naturalization in 2016.
This constituted **47,288** people.

BANKING¹³


In 2015, **92.6%** of immigrant households in Dallas had bank accounts, compared with **94.9%** of U.S.-born households.



FOREIGN-BORN



Main methods of paying bills as cited by immigrants, 2015

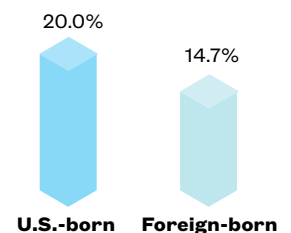


The income of immigrant households in the city remains relatively stable.

In 2015, **70.2%** of immigrant households reported their income remained roughly the same each month.

26.9% of immigrant households stated that their monthly income has **small variation** month to month.

In 2015, these shares reported having applied for a **bank loan or line of credit** the previous year:



CONTRIBUTIONS OF THE DACA-ELIGIBLE

63,396

Number of DACA-eligible living in the Dallas metro area in 2016

93.4%

Employment rate of DACA-eligible living in the Dallas metro area in 2016

Given their income, DACA-eligible immigrants contributed significantly to state and local taxes, including property, sales, and excise taxes levied by state or municipal governments.

Amount earned by DACA-eligible households in 2016:

\$859.7M

\$89M went to federal taxes.

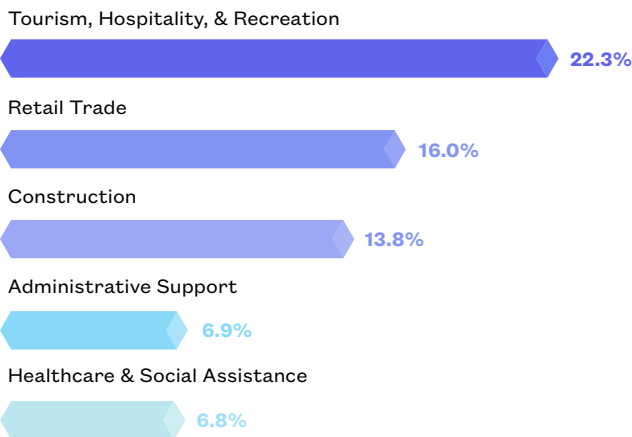
\$72.0M went to state and local taxes.

Leaving them with

\$698.6M

in spending power.

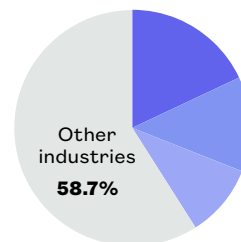
Top 5 Industries for the DACA-Eligible in the Dallas Metro Area:



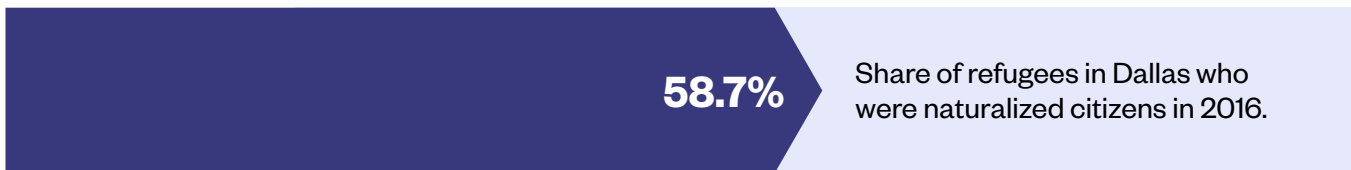
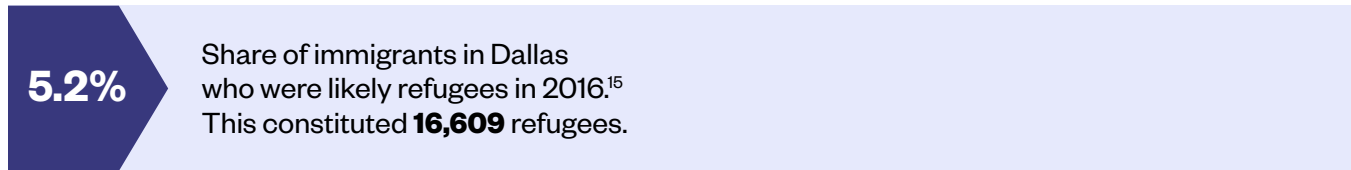
About **10.7%** of the DACA-eligible population ages 25 and above had at least a bachelor's degree in the metro area.

The DACA-eligible population with a **bachelor's degree or above** tend to concentrate in these industries in the metro area:

- 1 Educational Services17.9%
- 2 Finance and Insurance.13.0%
- 3 Professional Services¹⁴10.4%

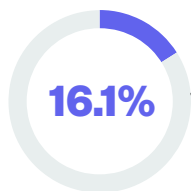


REFUGEES

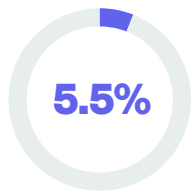


The median household income of the refugees in the city was

\$39,000
in 2016.



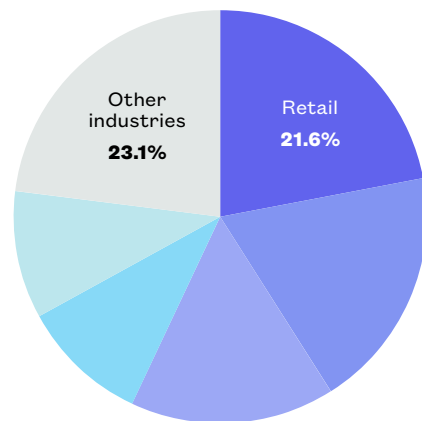
Share of refugees in Dallas with a bachelor's degree or higher, 2016



Share of refugees in Dallas with an advanced degree, 2016

Refugees in Dallas tend to concentrate in these industries in the city:

- 1 Retail21.6%
- 2 Manufacturing18.9%
- 3 Healthcare16.4%
- 4 Transportation10.4%
- 5 Professional Services¹⁶ 9.6%



REFUGEE WORKERS

For more city, district, and state-level data,
visit MapTheImpact.org and explore our interactive map.



- 1 Unless otherwise specified, data comes from 1-year samples of the American Community Survey from 2011 and 2016 and figures refer to the City of Dallas.
- 2 U.S. Congressional Budget Office. 2016. "The Distribution of Household Income and Federal Taxes, 2013."
- 3 Institute on Taxation and Economic Policy. 2015. "Who Pays? A Distributional Analysis of the Tax Systems in All Fifty States."
- 4 Estimates are based on federal tax rates from the U.S. Congressional Budget Office, and state and local tax rates from the Institute on Taxation and Economic Policy.
- 5 General services include personal services (e.g. laundry services, barber shops, and repair and maintenance), religious organizations, social services, and labor unions.
- 6 Professional services: Most of these industries include professions that require a degree or a license, such as legal services, accounting, scientific research, consulting services, etc.
- 7 Vigdor, Jacob. 2013. "Immigration and the Revival of American Cities: From Preserving Manufacturing Jobs to Strengthening the Housing Market." New American Economy. This report found that every 1,000 immigrants living in a county in 2010 created or preserved 46 manufacturing jobs there. We apply that multiplier to the size of the foreign-born population in Dallas in 2016 to produce our estimates. Jobs in the manufacturing sector are defined by the North American Industry Classification System, which includes a wide range of industries such as food, machinery and electronic manufacturing.
- 8 General services include personal services (e.g. laundry services, barber shops, and repair and maintenance), religious organizations, social services, and labor unions.
- 9 Professional services: Most of these industries include professions that require a degree or a license, such as legal services, accounting, scientific research, consulting services, etc.
- 10 2012 Survey of Business Owners, U.S. Census Bureau
- 11 Data on total student enrollment in the county is derived from the Integrated Postsecondary Education Data System maintained by the National Center for Education Statistics. Temporary residents refer to people who are not U.S. citizens or permanent residents. Schools counted in the City of Dallas analysis include the Art Institute of Dallas; Dallas Baptist University; Dallas Christian College; Dallas Community College District, El Centro College; Dallas Community College District, Mountain View College; Dallas Community College District, Richland College; Dallas Theological Seminary; Parker University, College of Chiropractic; Paul Quinn College; Southern Methodist University; The University of Texas Southwestern Medical Center; and Wade College.
- 12 Economic data is derived from the International Student Economic Value Tool maintained by NAFSA, the association of international educators.
- 13 2015 Current Population Survey, U.S. Census Bureau
- 14 Professional services: Most of these industries include professions that require a degree or a license, such as legal services, accounting, scientific research, consulting services, etc.
- 15 New American Economy. 2017. "From Struggle to Resilience: The Economic Impact of Refugees in America."
- 16 Professional services: Most of these industries include professions that require a degree or a license, such as legal services, accounting, scientific research, consulting services, etc.